
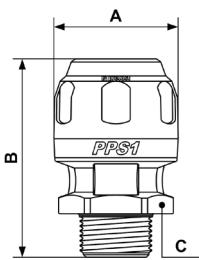

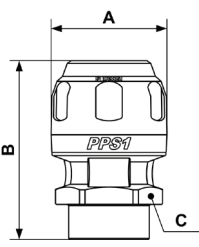


PPS SYSTEM VOLLALUMINIUM - DRUCKLUFTLEITUNGEN

PPS1 MM - Aluminiumrohr-Übergangsstück mit konischem AG

			A	B	C	D	Für Rohr mit außen-Ø (mm)	AG BSPT	Art. Nr
			32	58	26	-	16	R 3/8	PPS1 MM1617
32	52	26	-	16	R 1/2	PPS1 MM1612			
38	65	32	-	20	R 1/2	PPS1 MM2012			
38	67	32	-	20	R 3/4	PPS1 MM2027			
46	73	38	-	25	R 1/2	PPS1 MM2512			
46	74	38	-	25	R 3/4	PPS1 MM2527			
46	78	38	-	25	R 1	PPS1 MM2534			
57	88	46	-	32	R 1	PPS1 MM3234			
57	89	46	-	32	R 1 1/4	PPS1 MM3242			
68	106	57	-	40	R 1 1/4	PPS1 MM4042			
68	106	57	-	40	R 1 1/2	PPS1 MM4049			
84	120	72	-	50	R 1 1/2	PPS1 MM5049			
84	124	72	-	50	R 2	PPS1 MM5060			
100	146	90	-	63	R 2	PPS1 MM6360			
100	152	90	-	63	R 2 1/2	PPS1 MM6376			
121	173	110	-	80	R 2 1/2	PPS1 MM8076			
121	175	110	-	80	R 3	PPS1 MM8090			

PPS1 MF - Aluminiumrohr-Übergangsstück mit zylindrischem IG

			A	B	C	D	Für Rohr mit außen-Ø (mm)	IG BSPP	Art. Nr
			32	53	26	-	16	G 3/8	PPS1 MF1617
32	53	26	-	16	G 1/2	PPS1 MF1612			
38	63	32	-	20	G 1/2	PPS1 MF2012			
38	63	32	-	20	G 3/4	PPS1 MF2027			
46	72	38	-	25	G 1/2	PPS1 MF2512			
46	72	38	-	25	G 3/4	PPS1 MF2527			
46	72	38	-	25	G 1	PPS1 MF2534			
57	83	46	-	32	G 1	PPS1 MF3234			
57	83	46	-	32	G 1 1/4	PPS1 MF3242			
68	98	57	-	40	G 1 1/4	PPS1 MF4042			
68	103	57	-	40	G 1 1/2	PPS1 MF4049			
84	110	72	-	50	G 1 1/2	PPS1 MF5049			
84	115	72	-	50	G 2	PPS1 MF5060			
100	137	90	-	63	G 2	PPS1 MF6360			
100	142	90	-	63	G 2 1/2	PPS1 MF6376			
121	164	110	-	80	G 2 1/2	PPS1 MF8076			
121	164	110	-	80	G 3	PPS1 MF8090			